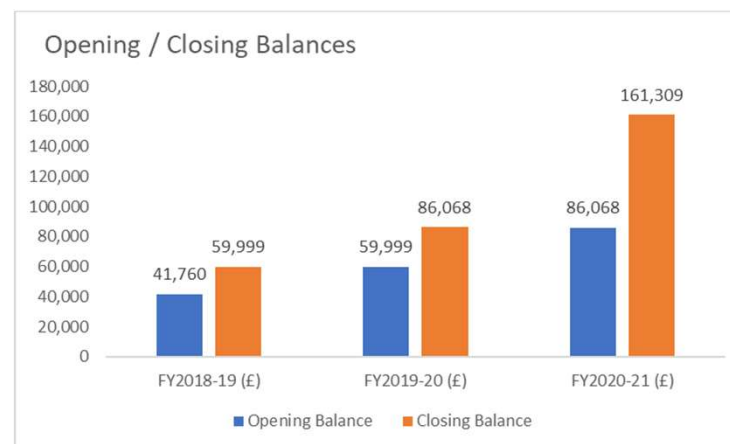


Financial Accounts – Treasurer Report



| | FY2018-19 (£) | FY2019-20 (£) | FY2020-21 (£) |
|----------------------------|---------------|---------------|----------------|
| Opening Balance | 41,760 | 59,999 | 86,068 |
| Income - Unrestricted | 51,510 | 63,409 | 145,191 |
| Income - Restricted | 20,000 | 20,000 | 0 |
| Total Income | 71,510 | 83,409 | 145,191 |
| Expenditure - Unrestricted | 48,796 | 50,969 | 66,039 |
| Expenditure - Restricted | 4,475 | 6,371 | 3,912 |
| Total Expenditure | 53,271 | 57,340 | 69,951 |
| Closing Balance | 59,999 | 86,068 | 161,309 |
| of which: | | | |
| Unrestricted | 30,845 | 56,914 | 136,067 |
| Restricted | 0 | 29,154 | 25,242 |



- Overall Financial Health of the charity Red, Amber, Green (RAG) status is green, current balance c. £160k of which £25k is restricted which has been placed in a reserve provision to assist with building repairs, maintenance and improvements and the remaining shows a healthy balance of £135k which would cover 2 years of expenditure if income for the charity would cease.
- Total Income for FY2020-21 £145,191 this is an increase year on year of £61,782 / 74% this increase is mainly attributable to large increase in standing orders, personal donations paid both direct into Foodbank or through on line CAF donations and additionally noting, due to our healthy financial position that the charity declined the annual £20k grant from PKC freeing up this grant to support other local charities.
- Total Expenditure for FY2020-21 £69,951 this is an increase year on year of £12,611 / 22% this increase is mainly attributable to increase in employee wages of £7k to ensuring 'living wage' is given to all employees and £4.8k relating to the storage of food (Keepsafe Storage Units).
- Looking ahead we expect expenditure to increase by c. £20-£25k in the next financial year, this increase will be mainly driven by 1. employment of 1 additional member of staff and 2. the expectation of additional food costs to support current local demand and 3. expected increase in electricity costs (Apr-21 saw increase across all of the big six energy suppliers).

***Note FY2020-21 figure are currently unaudited, due to OSCR by Dec-21*

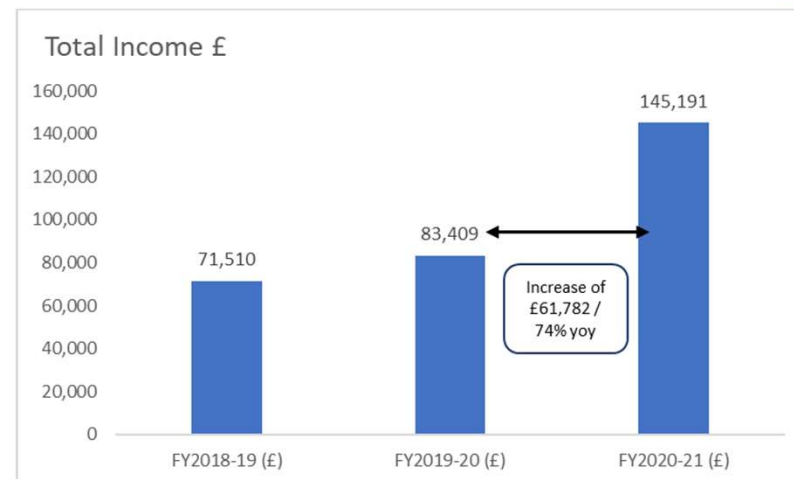
Financial Accounts – Income



| | FY2018-19 (£) | FY2019-20 (£) | FY2020-21 (£) |
|---------------------------------------|---------------|---------------|----------------|
| TOTAL INCOME IN FINANCIAL YEAR | 71,510 | 83,409 | 145,191 |

Income - Top 4/5 (year on year)

| Cost Category | FY2018-19 (£) | FY2019-20 (£) | FY2020-21 (£) |
|-------------------------------|---------------|---------------|----------------|
| Grant (PKC) | 20,000 | 20,000 | |
| Personal Donations | 18,806 | 25,971 | 77,535 |
| Schools | 11,286 | | |
| Trussell Trust | 5,056 | 13,340 | 3,549 |
| Commercial | 4,681 | 6,388 | 12,962 |
| CAF/Charities Trust Donations | | 4,234 | 47,905 |
| Total Top 4/5 | 59,828 | 69,932 | 141,952 |
| % of top 4/5 against spend | 84% | 84% | 98% |



- Total Income for FY2020-21 £145,191 this is an increase year on year of £61,782 / 74% this increase is mainly attributable to large increase in standing orders, personal donations paid both direct into Foodbank or through on line CAF donations and additionally noting, due to our healthy financial position that the charity declined the annual £20k grant from PKC freeing up this grant to support other local charities.

Top 4 Income categories as above equates to 98% of total income

- £78k Personal Donations (we currently have c.£2.1k monthly standing orders / £25.2k p.a. this has increase by c. £16k over the last 12 months)
- £48k CAF / Charities Trust donations during 1st COVID lockdown in Scotland, we saw large increase in donations over a 3-4 month period income through CAF donations was c. £26k
- £13k Commercial (Arnold Clark £4k, Edwardson Electrical £1k, WM Thomson & Sons £2k and Foundation Scotland £2k)
- £4k Trussell Trust

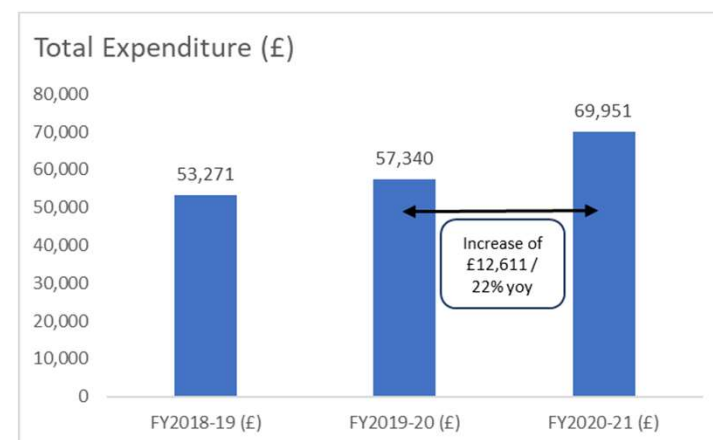
Financial Accounts – Top 5 Expenditure



| | FY2018-19 (£) | FY2019-20 (£) | FY2020-21 (£) |
|--|---------------|---------------|---------------|
| TOTAL EXPENDITURE IN FINANCIAL YEAR | 53,271 | 57,340 | 69,951 |

Expenditure - Top 5 (year on year)

| | Company | FY2018-19 (£) | FY2019-20 (£) | FY2020-21 (£) |
|--|----------------------|---------------|---------------|---------------|
| Employee Wages | 3 (2018) / 4 (2019) | 13,870 | 21,654 | 28,531 |
| Rent, Cutlog Vennel Perth | McGarrie & Barclay | 15,000 | 12,000 | 12,000 |
| Van Purchase - One-off | Purchased Nov-18 | 6,250 | | |
| Food Costs (including storage) | | | 4,742 | 9,423 |
| Building Repairs and improvements 'Restricted Exp' | | 4,475 | 6,371 | 3,912 |
| Rent - St Cath Centre Blairgowrie | St Catherines Centre | 3,000 | 3,045 | 3,037 |
| Total Top 5 | | 42,595 | 47,813 | 56,903 |
| % of top 5 against spend | | 80% | 83% | 81% |



- Total Expenditure for FY2020-21 £69,951 this is an increase year on year of £12,611 / 22% this increase is mainly attributable to increase in employee wages of £7k to cover increase in wages ensuring living wage is given to all employees and £4.8k relating to the storage of food (Keepsafe Storage Units).

Top 5 Expenditure categories as above equates to 81% of total expenditure

- £29k Employee Wages of 4 employees (2 drivers and 1 Project Coordinator and 1 Assistant Project Coordinator)
- £12k Rent of Premises at Cutlog Vennel Perth (£3k per quarter)
- £9k Food Costs including storage (£4.8k storage costs / £4.2k food costs)
- £3.9k For building repairs
- £3k Rent for additional premises in St Cath Centre, Blairgowrie